

EASY SOAKER SINGLES

FITTING GUIDE

FEATURES AND BENEFITS

- ✓ Unique 350mm long soaker system for slates.
- ✓ Anti-theft design with no scrap value.
- ✓ Maintenance free; quick and easy to install.
- ✓ No streaking or staining.
- ✓ Can be used with all standard natural and manmade slates.

Made from high grade material, Permavent EASY SOAKER SINGLES provide a 350mm long, robust, and cost-effective alternative to lead soakers at side abutments.

INSTALLATION GUIDANCE

At abutments Permavent membranes should be turned up the abutment by not less than 50 mm under the flashings.

Install the first eave course of slate and place a PERMAVENT EASY SOAKER SINGLE above the eave slate, abutting the wall as per Fig 1.

Continue installing slate courses in a traditional manner, placing 1 x EASY SOAKER SINGLE on each course per side abutment (Fig 2).

You can adjust the headlap of the EASY SOAKER SINGLE for use with 500 or 600mm slate length.

Install an appropriate lead-flashing or flashing alternative in a traditional manner to complete the detail.




Fig 1.



Fig 2.



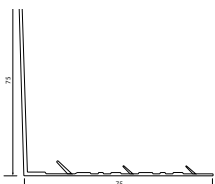


Fig 3.



EASY SOAKER SINGLES DIMENSIONS AND PACK QUANTITIES



EASY SOAKER SINGLES: 0.35m length, box of 40

CONTACT INFORMATION

For product, technical and sales support please contact Permavent on:
Tel: (+44) 1305 766 703.
Email: enquiries@permavent.co.uk.



Please scan this QR code to find the contact information for your regional Permavent Representative.

PERMAVENT

PERMAVENT.CO.UK

11 Cumberland Drive, Granby Industrial Estate, Weymouth, DT4 9TB.